



Navigation Switches Series SNA4



General Specifications

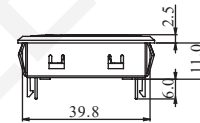
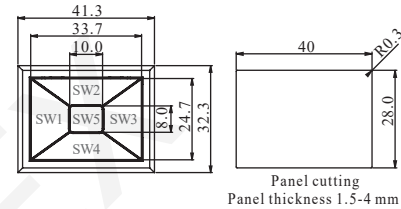
Switch circuit : SP5T (5-key Common bus)
 Switch contact rating : 50mA @ 12V DC max
 LED rating : Limited forward current(IF) at 20mA max
 Dielectric Withstanding Voltage : 250VAC for 1 minute
 Contact Resistance : 500m Ohm Max.(initial)
 Insulation Resistance : 100M Ohm Min.
 Operating Force : 200gf ± 50gf
 Total Travel : 0.25mm ± 0.1mm
 Mechanical Life : 100,000 cycles Min.
 Solder Specifications : 260 deg. for 3 seconds
 Operating Temperature : -10 °C ~ +60 °C

Materials

Cap : Polycarbonate (PC)
 Housing : Polyamide (PA)
 Stem : Polyamide (PA)
 Base : LCP
 Terminal : Brass with gold plating
 Action Dome : SUS with Silver plating
 Connector : PA, Brass with Tin plating

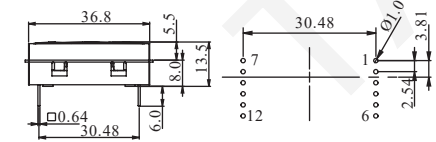
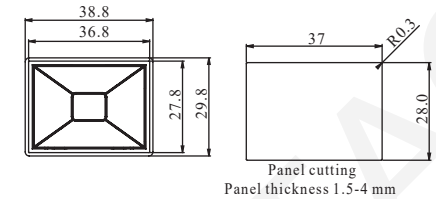
Dimension

/ SNA4S

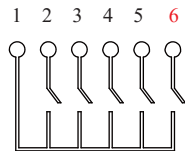


The Connector for SNA4 module similar JST RE-H(06)2TD
 Applicable Connector:
 Conductor pitch / 2.54mm
 Conductor width / 0.64mm

/ SNA4P

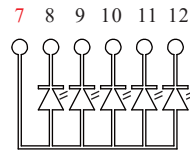


Contact Configuration & Installation Notes



SW Configuration

Pin	Function
1	SW COM.
2	SW 1 N.O.
3	SW 2 N.O.
4	SW 3 N.O.
5	SW 4 N.O.
6	SW 5 N.O.



LED Configuration

Pin	Function
7	LED +
8	SW 1 LED(-)
9	SW 2 LED(-)
10	SW 3 LED(-)
11	SW 4 LED(-)
12	SW 5 LED(-)

How to order



SNA4S2551

Yellow LED /
Black Housing /
Paint Black Cap with Marking

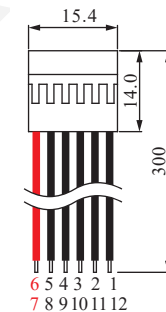


SNA4P1441

Red LED /
White Housing /
Paint White Cap with Marking

※ Color is subject to actual product.
 ※ We provide Laser Marking service.

Option



Cable: YCW012

Cable: UL3385#24AWG
 Conductor pitch : 2.54mm
 Conductor width : 0.64mm
 (Only for SNA4S)