



Specifications

Rating: Ith 5A / 250 VAC. resistive load 3A / 250 VAC.
 Contact Resistance: 50 mΩ MAX.@1A 12 VDC (initial value).
 Insulation Resistance: 1,000 MΩ MIN at 500 VDC.
 Dielectric Strength: 2,000V RMS@sea level (initial value).
 Operation Temperature: -20°C to 55°C.
 Mechanical Life: Momentary 1,000,000 cycles.
 Lock 500,000 cycles.
 Electrical Life: 50,000 make-and-break cycles at full load.
 Torque: 0.3 to 0.5 Nm.
 Operating Pressure: 1 Pole 2.5 ± 1 N / 2 Poles 3.5 ± 1 N.
 Travel: ABOUT 3.2 mm.

Ingress Protection:



Materials

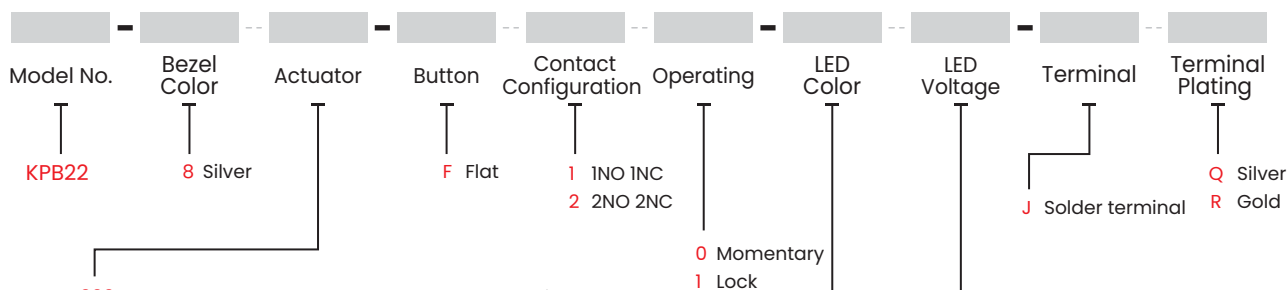
Bezel: PC.
 Base: PBT (UL 94 V-0) & PC (UL 94 V-2).
 Actuator: PC & POM.
 Inner Assembly: POM / PA66.
 Spring: Stainless steel.
 Sealing Silicone.
 O-Ring: Silicone.
 Terminal / Contact: Brass, silver plated.
 Hex Nut : PC.

Soldering Process

Manual Soldering: Use 60 watts soldering iron and controlled the temperature at 290°.
 Duration of solder immersion: Max. 3 sec.

HOW TO ORDER

Note: Specifications and availability subject to change without notice.



- 000 Transparent Actuator, below all LED color available
- 100 White Actuator, below all LED color available
- 200 Black Actuator, Non-LED
- 300 Transparent Red Actuator, LED in Red only.
- 400 Transparent Orange Actuator, LED in Yellow only.
- 600 Transparent Green Actuator, LED in Green only.
- 700 Transparent Blue Actuator, LED in Blue only.
- 800 Silver Actuator, Non-LED
- 8P1 Silver Actuator+White power, below all LED color available
- 8P2 Silver Actuator+Black power, Non-LED
- 8P3 Silver Actuator+Red power, LED in red only
- 8P6 Silver Actuator+Green power, LED in Green only
- 8P7 Silver Actuator+Blue power, LED in Blue only

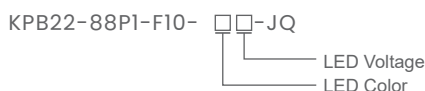
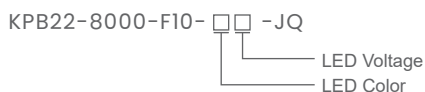
| Item No. | Color |
|----------|-------------|
| 0 | Without LED |
| 1 | White |
| 3 | Red |
| 5 | Yellow |
| 6 | Green |
| 7 | Blue |

| Item No. | Voltage |
|----------|------------------|
| 0 | Without Resistor |
| 3 | 3V |
| 6 | 6V |
| 12 | 12V |
| 24 | 24V |
| 36 | 36V |
| 110 | 110V |
| 220 | 220V |

Note: Forward current (20mA)

Note: For other LED colors information please consult sales representative.

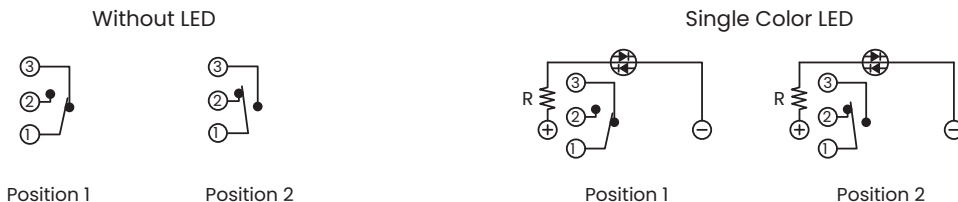
EXAMPLE:



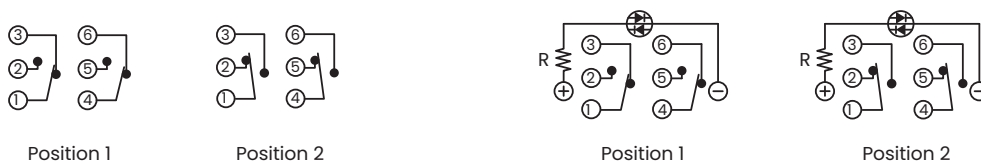


▼ **CIRCUIT**

Single Pole

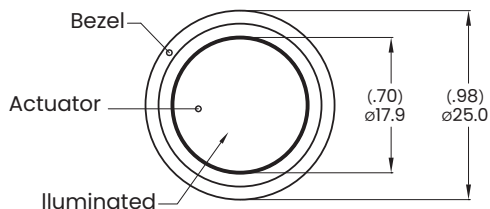


Double Pole

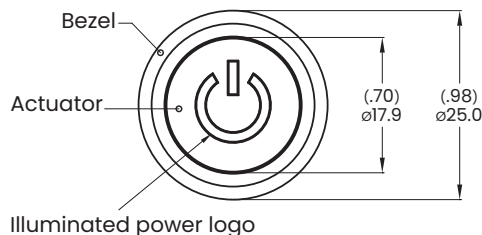


▼ **ACTUATOR OPTIONS**

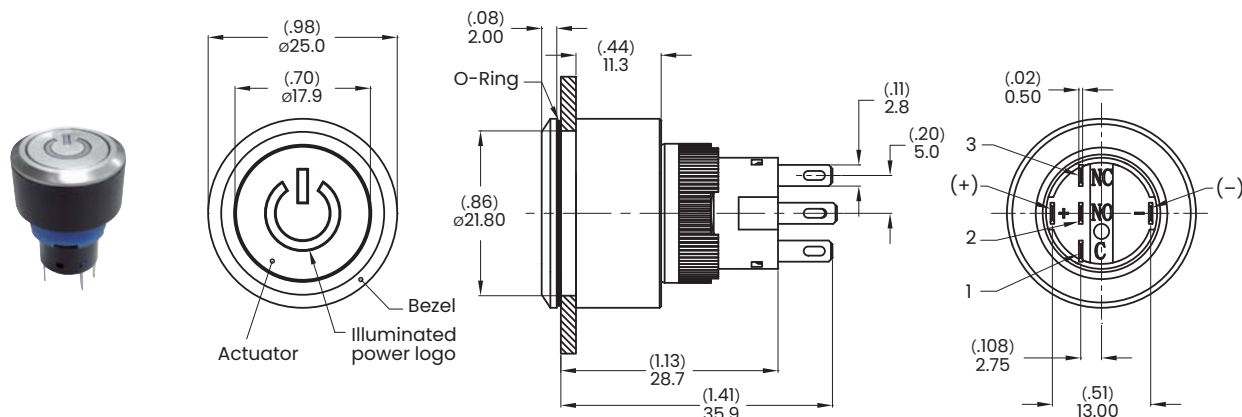
□00



8P□ Power Logo

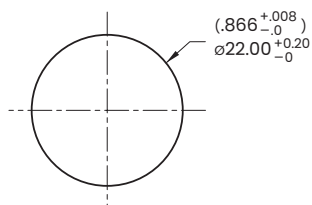


▼ **DIMENSION**



Model name. KPB22-88P1-F10-112-JQ

▼ **PANEL MOUNTING**



Panel thickness: 6.0 mm (.24 inch) MAX.

O-RING INSTALLATION

| Proposal | In front of the panel |
|----------------------|-----------------------|
| Installation Diagram | |